

# ROMANE-CANAL

TBF



### Robustness and exclusive design

Aesthetically, the double corner of Romane-Canal has a remarkable appeal, as it creates sunlight and shadow-effects which can be compared to those of short barrel tiles. It also provides an outstanding "light weight/high resistance" ratio, especially for such a strongly-curved format (Romane-style).

### Proven quality

This Southern format tile is the result of a perfect earth/process combination, thanks to dedicated production lines. Always regular and easy-to-fix, the Romane-Canal is appreciated both for its high quality standard and for its rich palette of colours.

Southern format tile - Double interlocking and double lap								
Dimensions overall (in mm)	Weight per tile (in kg)	Number of tiles per pallet	Gauge (in mm)	Cover width (in mm)	Tiles per sq. m.	Batten (in m. per sq. m.)	Weight per sq. m. (in kg)	Laid
280 x 445	3.7	300	385	215	12	2.6	45	Straight bond

1 mm = 0.03937 inches - 1 square metre = 10.764 square feet - 1 kg = 2.2046 lbs.



Every clay tile has its own unique tone, which means that roofs are never monochrome in appearance. The roofer, who knows the tricks of the trade, will be able to mix the tiles to obtain a harmonious effect.

NF is the French quality seal for European Standard NF-EN 1304, which covers appearance, shape, dimensions, mechanical strength, watertightness (class 1) and frost resistance (type C).  
AFNOR Certification - 11, av. Francis de Pressensé - 93571 St-Denis La Plaine Cedex - France - www.marque-nf.com  
The installation of the Romane-Canal tile must comply with standard NF P 31-202 in force (reference DTU 40.21), whose main points are highlighted as per below.  
Silicone coated tile.



Colour mixed tone Atlantic

### EXTRACT FROM THE MANUFACTURER'S RECOMMENDATIONS

#### Minimum pitch according to climatic regions

Location		Without underlay			With underlay		
		Roof pitches with a horizontal projection of up to 6.50 m. (%/°)	Roof pitches with a horizontal projection of between 6.50 and 9.50 m. (%/°)	Roof pitches with a horizontal projection of between 9.50 and 12 m. (%/°)	Roof pitches with a horizontal projection of up to 6.50 m. (%/°)	Roof pitches with a horizontal projection of between 6.50 and 9.50 m. (%/°)	Roof pitches with a horizontal projection of between 9.50 and 12 m. (%/°)
Area 1*	Protected	22 / 12.41	26 / 14.57	27 / 15.11	19 / 10.76	22 / 12.41	23 / 12.95
	Normal	25 / 14.04	28 / 15.64	32 / 17.74	21 / 11.86	24 / 13.50	27 / 15.11
	Exposed	33 / 18.26	35 / 19.29	42 / 22.78	28 / 15.64	30 / 16.70	36 / 19.80
Area 2*	Protected	24 / 13.50	28 / 15.64	30 / 16.70	21 / 11.86	24 / 13.50	26 / 14.57
	Normal	27 / 15.11	32 / 17.74	35 / 19.29	23 / 12.95	27 / 15.11	30 / 16.70
	Exposed	37 / 20.30	39 / 21.31	45 / 24.23	32 / 17.74	33 / 18.26	39 / 21.31
Area 3*	Protected	27 / 15.11	30 / 16.70	35 / 19.29	23 / 12.95	26 / 14.57	30 / 16.70
	Normal	30 / 16.70	36 / 19.80	40 / 21.80	26 / 14.57	31 / 17.22	34 / 18.78
	Exposed	40 / 21.80	43 / 23.27	50 / 26.57	34 / 18.78	37 / 20.30	43 / 23.27

\*Area 1: over 40 km inland and less than 200 m above sea level - Area 2: 20 to 40 km from the coast and/or located at 200 to 500 m above sea level - Area 3: under 20 km from the coast and located at over 500 m above sea level. This minimum pitch table has been designed for temperate and warmer climatic conditions, upto an elevation of 900 m. You may follow different instructions in other climatic areas. Please contact your local distributor for further advice.

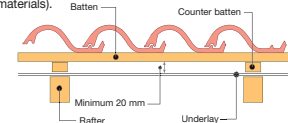
#### Number of ventilation tiles per sq. m. of projected area

Type of insulation	with underlay	without underlay
Fitted to the floor (of the attic)	1/9	1/9
Under the covering	1/9	1/5.4

Effective ventilation area per ventilation tile: 18 cm<sup>2</sup>

#### Underlay

Under no circumstances can the underlay be fixed directly under the battens, as it is essential to ensure adequate circulation of air between the underlay and the underside of the tiles (as well as between the flexible underlay and the insulation materials).



For all questions relating to local regulations, please contact your distributor.




**Terreal**  
**Terreal Export Department**  
 Route Nationale - 16270 Roumazières-Loubert - France  
 Tel: +33 545 718 132/133 - Fax: +33 545 718 282  
 export.terreal@terreal.com  
[www.terreal.com](http://www.terreal.com)

D'Yves Corporation - 020203 - Non-commercial photos - Some reserved the right to modify the technical specifications of its products - Ref: 19/10



# ROMANE-CANAL

TBF



SOUTHERN FORMAT TILE

# SOUTHERN FORMAT TILE

## Colours

## Accessories



Mixed tone castel



Mixed tone Languedoc



Mixed tone Atlantic



Rustic brown

Natural red



Charente pink




Mixed tone Gascogne



Straw white



Dark red multi



Dark buff multi

### COMMON ACCESSORIES with other Southern format tiles

#### Ridges

- Fimial holder ventilated ridge (2.5 per m.)
- Monopitch ridge
- Oblique ridge end (pediment)
- Vertical ridge end (pediment)
- Round ridge end (pediment)
- Monopitch tile (2.5 per m.)
- Monopitch end tile
- Round ridge (ref. 52)

#### Ridges and hips

- Ventiladed ridge (2.5 per m.)
- Ventiladed ridge end
- Clip for ventiladed ridge and ventiladed hip
- Ridge tree holder

#### Hips

- Hip tile (3 per m.)

#### Ventilated hip (3 per m.)

- Hip end
- Ventiladed hip end
- 3-way junction
- Universal fimial holder (COFIRA type)

#### General accessories

- Lead and zinc closure (COFIRA type)
- Vertical verge end

#### Clip for double roll

#### Eave tiles

- Spout tile
- Bird stop

#### General accessories

- Lantern Ø 130, 150, 200 and 220
- Metal roof light
- Nailing hook
- Clip 31

### SPECIFIC ACCESSORIES Romane-Canal

Dimensions are in mm.



\*Beware ! The right/left verge definition has been changed for the TBF range. Today, the right/left distinction is done watching the roof from the ground, in front of the main pitch.

Available in 14 colours.

Colour: mixed tone Languedoc