

CLAY INTERLOCKING TILE  
10 to 11 tiles per sqm

# Volnay PV



Lambert

TBF

Cabezón

Ludowici

Guiraud

Lahera

San Marco

ROOF TILES AND WALL CLADDINGS  
**TERREAL**  
TERRACOTTA

# VOLNAY PV



Colour: Dark Slate

## Weatherproof and Robust.

The double interlocks system ensures excellent watertightness. A water diverter in the top left interlock sheds rainwater away from the intersection of the joints. Several reinforcement ribs on the underside emphasize the strength of the tile.

## Fast and Easy Laying.

Volnay PV's horizontal and vertical variable gauge make easy spacing and laying, on new projects or renovation works.

## Pure and Elegant Lines.

A flat profile and a fine leading edge characterise Volnay PV's graceful lines.

## ARCHITECT'S SPECIFICATION

The tiles shall be clay interlocking tiles, with the following aspect:

- Large flat format.
- The tile's nose must be bevelled, with the bevel part representing at least 20% of the longitudinal gauge of the tile.
- No tiles with a straight nose are permitted.
- Tiles per sqm: 10 to 11.

Useful dimensions <sup>(1)</sup> (mm)	250 x 400
Type	Double interlocking Double lap
Unit weight (kg)	4.5
Gauge <sup>(1)</sup> (mm)	408 to 340
Cover width <sup>(1)</sup> (mm)	250
Tiles per sqm	10 to 11
Battens (lm/sqm)	2.5
Weight per sqm (kg)	45
Laid	Broken bond
Tiles per pallet <sup>(2)</sup>	240
Minimum pitch	17.5° / 32%

**Durability<sup>(3)</sup>:** Comply to BS EN 1304.  
Pass methods A, B, C, D and E level 3 from BS EN 539-2.



<sup>(1)</sup>All clay tile dimensions admit normative variations of  $\pm 2\%$ .  
<sup>(2)</sup>The number of tiles per pallet is indicative only.  
<sup>(3)</sup>Ceram certificates available upon request.

The information provided should never replace the comprehensive recommendations of B.S. Codes of Practice, including:  
BS 5534 for slating and tiling  
BS 8000 for workmanship on building sites  
BS 5250 for ventilation and condensation control  
BS 6399-2 for wind loads



**VOLNAY PV** is both elegant and reliable, and has immediately set a new standard among large flat interlocking tiles. Heir to the Volnay, from which it received the legendary robustness and an excellent watertightness, the Volnay PV tile offers a generous 68 mm variable gauge. It has the same overall dimensions as its predecessor, and is compatible with all fittings common to TERREAL's 10 per sqm variable gauge tiles. It is laid in a broken bond.

With its fine and elegant leaching edge, the Volnay PV enhances the "plain tile" feel of the roofs it covers. Volnay PV comes in six rich and authentic colours to fit every application.


## COLOURS




Dark Slate




Tudor Brown



Champagne Sandfaced



Flamed Red

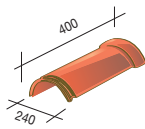


Slate Grey

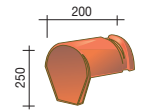


Old Burgundy

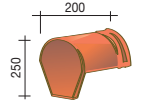
## Ridge and Hip Tiles



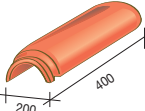
**31 XL** Interlocking ventilated 1/2 round ridge - 2.5 per m. - 4.1 kg.



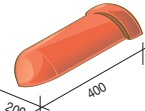
**36 XL** Interlocking ventilated 1/2 round ridge end (pediment) - 2.5 kg.



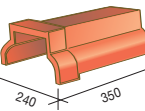
**366 XL** Overlapping ventilated 1/2 round ridge end (pediment) - 2.5 kg.



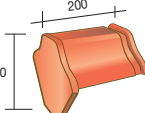
**392 XL** Interlocking ventilated 1/2 round ridge end - 3.6 kg.



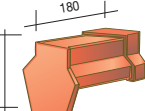
**393 XL** Overlapping ventilated 1/2 round ridge end - 4.6 kg.



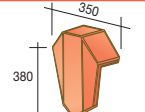
**318 XL** Interlocking flat top ridge - 3 per m. - 3.5 kg.



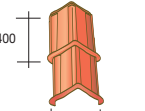
**357 XL** Interlocking flat top ridge end (pediment) - 2.5 kg.



**355 XL** Overlapping flat top ridge end (pediment) - 2.7 kg.

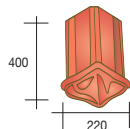


**359 XL** Flat top ridge end (pediment)<sup>(2)</sup> - 3.8 kg.

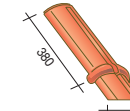


**32 XL** Interlocking wide hip (large model) - 2.6 per m. - 3.2 kg.

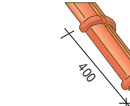
## Ridge and Hip Tiles



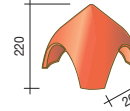
**44 XL** Interlocking wide hip end (large model) - 3.3 kg.



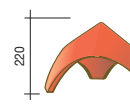
**327 XL** Interlocking elegant hip (small model) - 2.6 per m. - 2.9 kg.



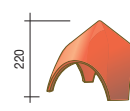
**881 XL** Elegant hip end (small model) - 2.2 kg.



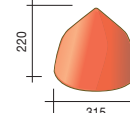
**462 XL** 1 ridge / 2 hip junction Ø 34 - 3.4 kg.



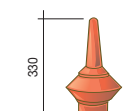
**464 XL** 1 ridge / 2 ridge junction Ø 34 - 3.2 kg.



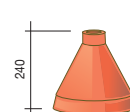
**465 XL** 4 hip junction<sup>(1)</sup> Ø 34 - 3.2 kg.



**466 XL** General junction Ø 34 - 5.6 kg.



**483 XL** Finial top - 2.3 kg.



**482 XL** Finial foot - 3.9 kg.

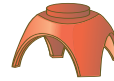


**484 XL** 1 ridge / 2 hip finial holder<sup>(1)</sup> Ø 34 - 3.6 kg.

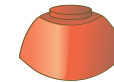
## Ridge and Hip Tiles



**485 XL** 1 ridge / 2 ridge finial holder<sup>(1)</sup> Ø 34 - 3.3 kg.

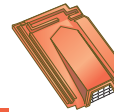


**486 XL** 4 hip finial holder (small model)<sup>(1)</sup> Ø 34 - 3.3 kg.



**481 XL** Plain finial holder Ø 34 - 5.5 kg.

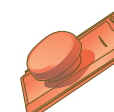
## General Terracotta Accessories



**613 XLD** Ventilation tile with grating (section 35 cm<sup>2</sup> - large model) - 4.7 kg.

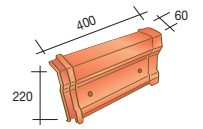


**65 XLD** Lantern base with cap Ø 150 - 7.2 kg.

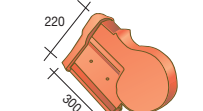


**635 SA** Lantern base with cap Ø 100 - 6.2 kg.

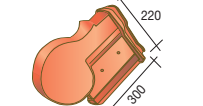
## Verge Tiles



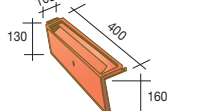
**203 XL** Universal verge tile - 2.6 per m. - 3.6 kg.



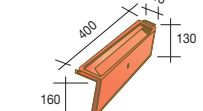
**26 XL** Left overlapping universal verge end - 3 kg.



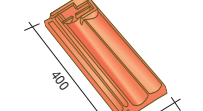
**27 XL** Right overlapping universal verge end - 3.3 kg.



**16 XLD** Left verge (large model) - 10 per sq.m. - 2.5 per m. - 3.2 kg.

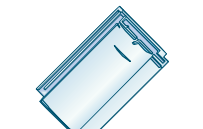


**17 XLD** Right verge (large model) - 10 per sq.m. - 2.5 per m. - 3.8 kg.



**5 XLD** 1/2 tile - 2.3 kg.

## Other Accessories



**71 XLD** Glass tile - 4.7 kg.

Dimensions in mm are outside dimensions. (1) Available upon order. (2) Not available in Dark Slate nor in Slate Grey colours.

Your local stockist

# Terreal

UK Customer Service - Regal House - 70 London Road - Twickenham - TW1 3GS  
Tel. : 02086224520 - Fax : 02086224521  
Email: rootfiles@terreal.co.uk

Export Customer Service - 37, rue du Pieu - 78130 Les Mureaux - France  
Tél. : +33 130 904 215 - Fax : +33 130 904 268  
Email : export@terreal.com

[www.terreal.com](http://www.terreal.com)